

Project

## Luminaire list

 $\Phi_{\text{total}}$ 

137400 lm

 $P_{\text{total}}$ 

1272.0 W

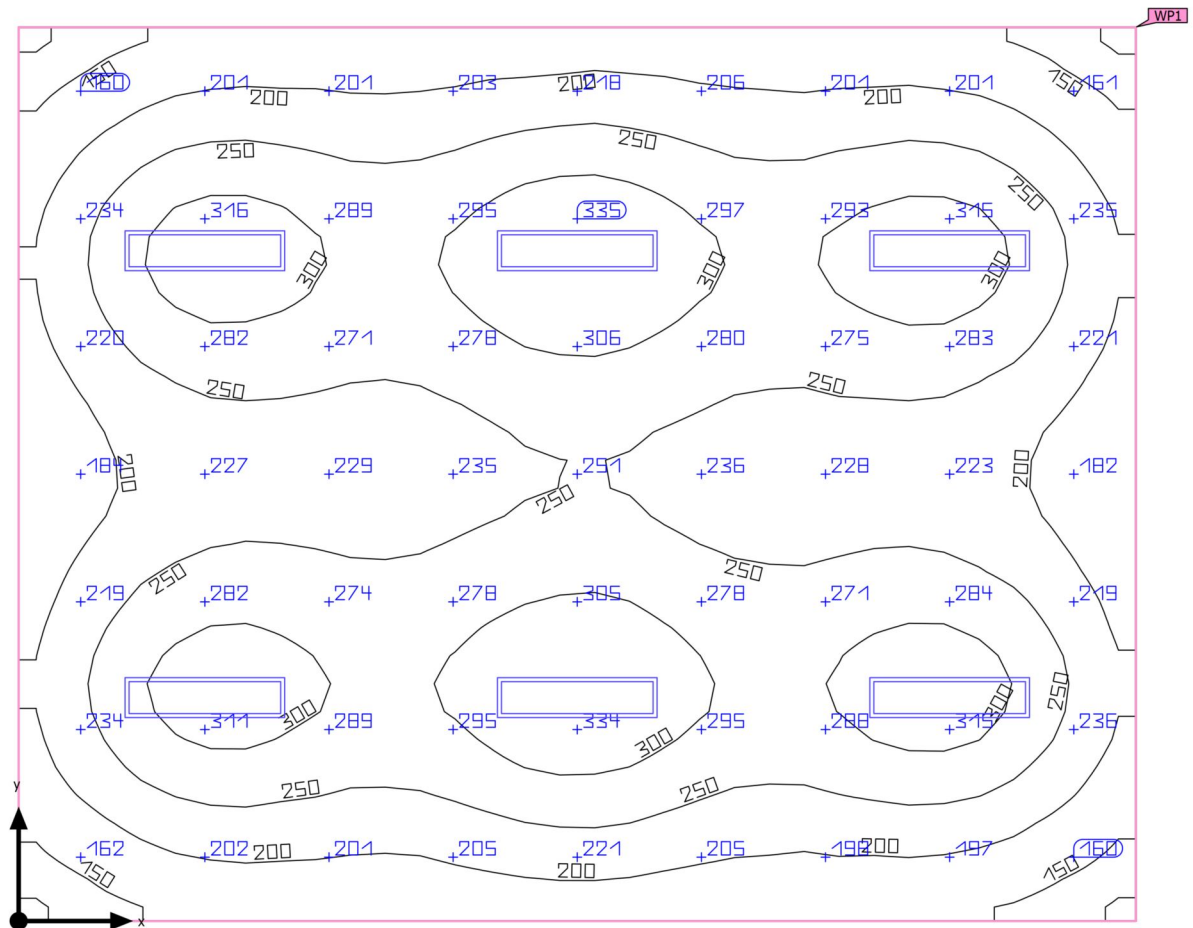
Luminous efficacy

108.0 lm/W

pcs.	Manufacturer	Article No.	Article name	P	$\Phi$	Luminous efficacy
7	V-TAC	6028	V-TAC LED Panel 45W 600 x 600 mm 3000K	45.0 W	5400lm	120.0 lm/W
33	V-TAC	6257	V-TAC LED Panel 29W 1200x300mm A++ 120Lm/W 4500K	29.0 W	3401 lm	117.3 lm/W

Building 1 · Storey 1 · Room 1 (Light scene 1)

## Summary



Ground area	56.45 m <sup>2</sup>
-------------	----------------------

Reflection factors	Ceiling: 70.0 %, Walls: 50.0 %, Floor: 20.0 %
--------------------	---

Maintenance factor	0.80 (fixed)
--------------------	--------------

Clearance height	2.800 m
------------------	---------

Mounting height	2.800 m
-----------------	---------

Height <sub>Working plane</sub>	0.800 m
---------------------------------	---------

Wall zone <sub>Working plane</sub>	0.000 m
------------------------------------	---------

Building 1 · Storey 1 · Room 1 (Light scene 1)

## Summary

### Results

	Symbol	Calculated	Target	Index
Working plane	$\bar{E}_{\text{perpendicular}}$	245 lx	$\geq 200$ lx	WP1
	$U_o (g_1)$	0.49	$\geq 0.60$	WP1
Glare valuation <sup>(1)</sup>	$R_{UG, \text{max}}$	23	$\leq 19$	
Energy estimation <sup>(2)</sup>	Consumption	248 kWh/a	max. 2000 kWh/a	
Room	Lighting power density	3.08 W/m <sup>2</sup>	–	
		1.26 W/m <sup>2</sup> /100 lx	–	

(1) Based on a rectangular space of 8.400 m x 6.720 m and SHR of 0.25.

(2) Calculated using DIN:18599-4.

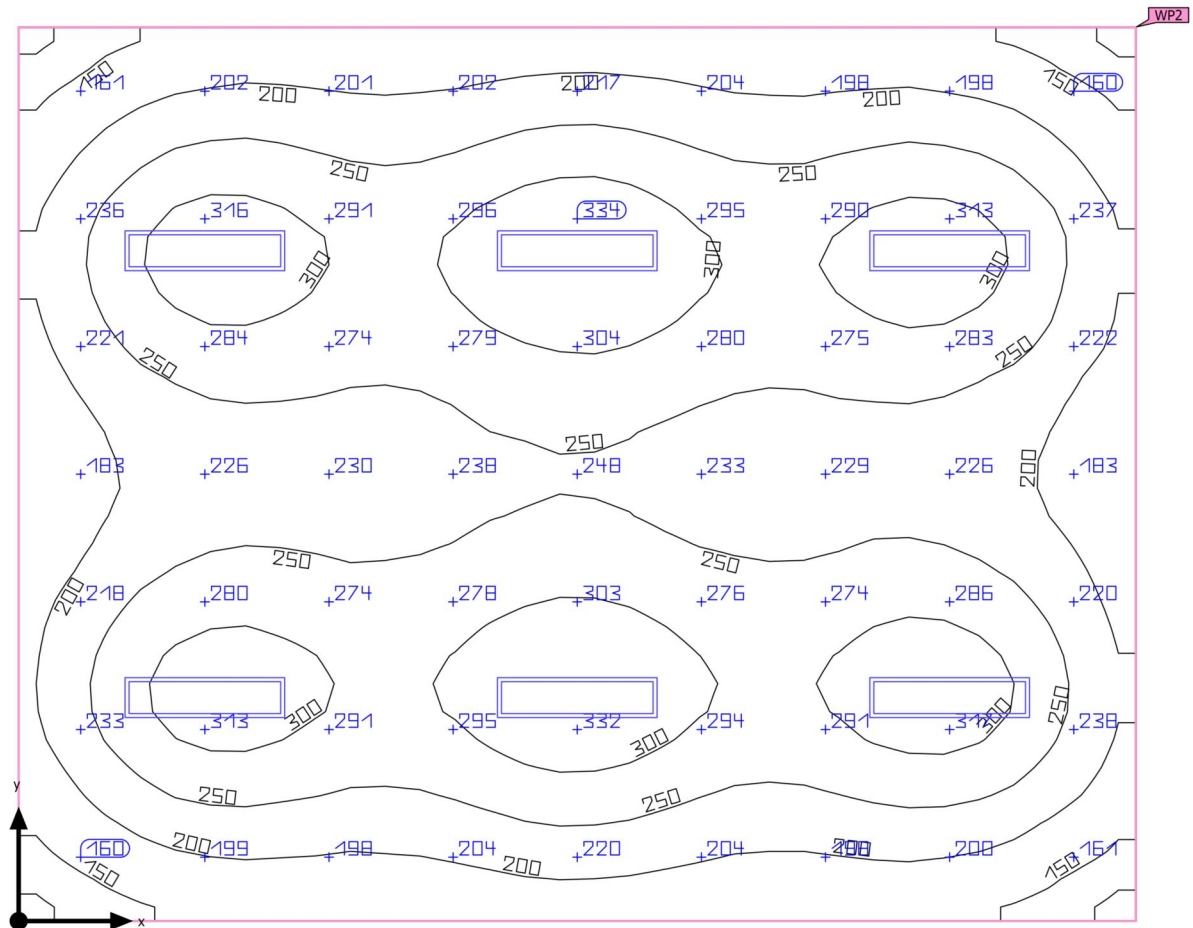
Utilisation profile: Educational premises - Educational buildings (44.3 Participation in lectures in the seating areas of the lecture halls and auditoriums)

### Luminaire list

pcs.	Manufacturer	Article No.	Article name	$R_{UG}$	P	$\Phi$	Luminous efficacy
6	V-TAC	6257	V-TAC LED Panel 29W 1200x300mm A++ 120Lm/W 4500K	23	29.0 W	3401 lm	117.3 lm/W

Building 1 · Storey 1 · Room 2 (Light scene 1)

## Summary



Ground area	56.45 m <sup>2</sup>	Clearance height	2.800 m
Reflection factors	Ceiling: 70.0 %, Walls: 50.0 %, Floor: 20.0 %	Mounting height	2.800 m
Maintenance factor	0.80 (fixed)	Height <sub>Working plane</sub>	0.800 m
		Wall zone <sub>Working plane</sub>	0.000 m

Building 1 · Storey 1 · Room 2 (Light scene 1)

## Summary

### Results

	Symbol	Calculated	Target	Index
Working plane	$\bar{E}_{\text{perpendicular}}$	245 lx	$\geq 200$ lx	WP2
	$U_o (g_1)$	0.49	$\geq 0.60$	WP2
Glare valuation <sup>(1)</sup>	$R_{UG, \text{max}}$	23	$\leq 19$	
Energy estimation <sup>(2)</sup>	Consumption	248 kWh/a	max. 2000 kWh/a	
Room	Lighting power density	3.08 W/m <sup>2</sup>	–	
		1.26 W/m <sup>2</sup> /100 lx	–	

(1) Based on a rectangular space of 8.400 m x 6.720 m and SHR of 0.25.

(2) Calculated using DIN:18599-4.

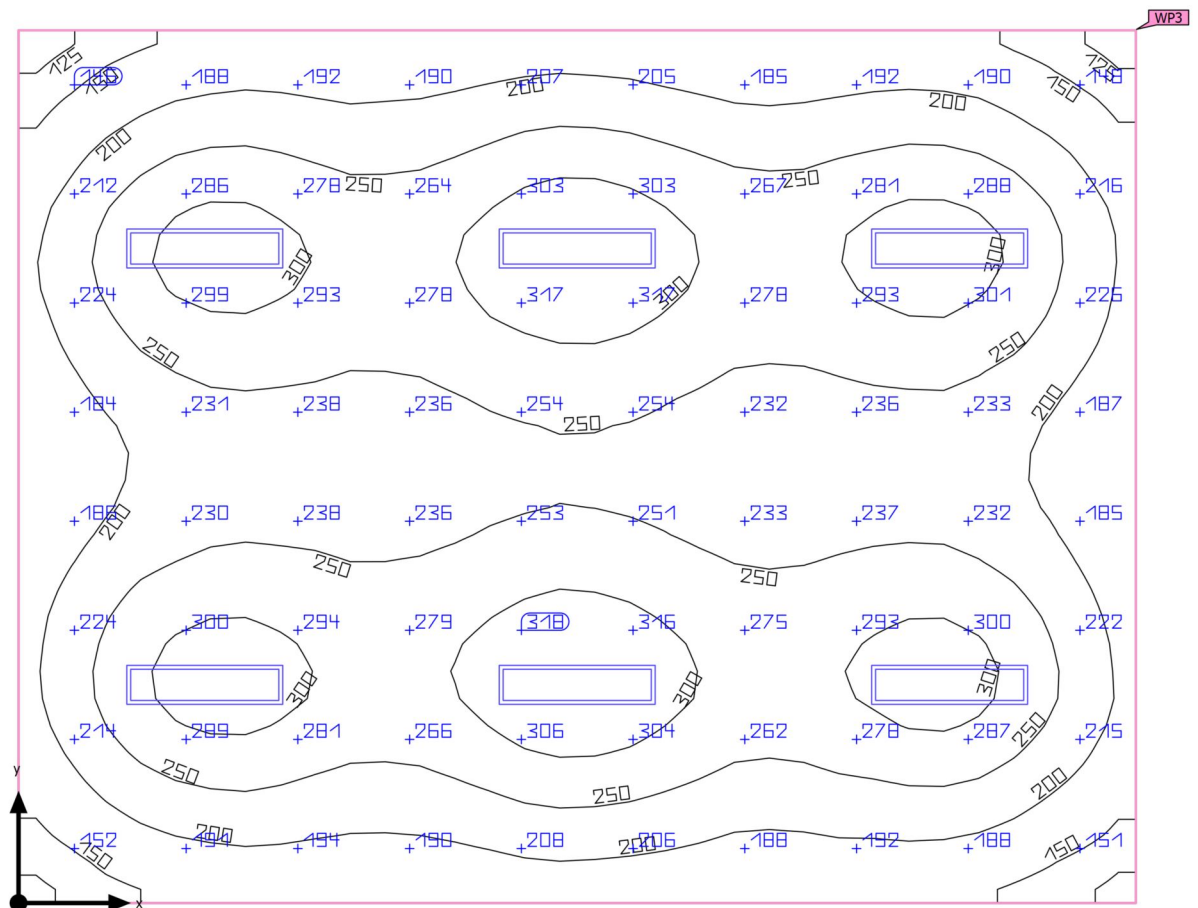
Utilisation profile: Educational premises - Educational buildings (44.3 Participation in lectures in the seating areas of the lecture halls and auditoriums)

### Luminaire list

pcs.	Manufacturer	Article No.	Article name	$R_{UG}$	P	$\Phi$	Luminous efficacy
6	V-TAC	6257	V-TAC LED Panel 29W 1200x300mm A++ 120Lm/W 4500K	23	29.0 W	3401 lm	117.3 lm/W

Building 1 · Storey 1 · Room 3 (Light scene 1)

## Summary



Ground area	57.79 m <sup>2</sup>	Clearance height	2.800 m
Reflection factors	Ceiling: 70.0 %, Walls: 50.0 %, Floor: 20.0 %	Mounting height	2.800 m
Maintenance factor	0.80 (fixed)	Height <sub>Working plane</sub>	0.800 m
		Wall zone <sub>Working plane</sub>	0.000 m

Building 1 · Storey 1 · Room 3 (Light scene 1)

## Summary

### Results

	Symbol	Calculated	Target	Index
Working plane	$\bar{E}_{\text{perpendicular}}$	241 lx	$\geq 200$ lx	WP3
	$U_o (g_1)$	0.47	$\geq 0.60$	WP3
Glare valuation <sup>(1)</sup>	$R_{UG, \text{max}}$	23	$\leq 19$	
Energy estimation <sup>(2)</sup>	Consumption	248 kWh/a	max. 2050 kWh/a	
Room	Lighting power density	3.01 W/m <sup>2</sup>	–	
		1.25 W/m <sup>2</sup> /100 lx	–	

(1) Based on a rectangular space of 8.600 m x 6.720 m and SHR of 0.25.

(2) Calculated using DIN:18599-4.

Utilisation profile: Educational premises - Educational buildings (44.3 Participation in lectures in the seating areas of the lecture halls and auditoriums)

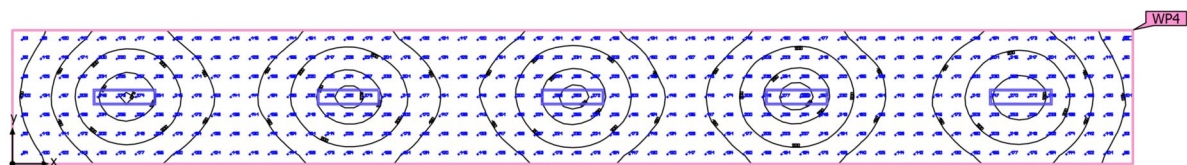
### Luminaire list

pcs.	Manufacturer	Article No.	Article name	$R_{UG}$	P	$\Phi$	Luminous efficacy
6	V-TAC	6257	V-TAC LED Panel 29W 1200x300mm A++ 120Lm/W 4500K	23	29.0 W	3401 lm	117.3 lm/W



Building 1 · Storey 1 · Room 4 (Light scene 1)

Summary



Ground area	55.36 m²
Reflection factors	Ceiling: 70.0 %, Walls: 50.0 %, Floor: 20.0 %
Maintenance factor	0.80 (fixed)

Clearance height	2.800 m
Mounting height	2.800 m
Height <sub>Working plane</sub>	0.800 m
Wall zone <sub>Working plane</sub>	0.000 m

Building 1 · Storey 1 · Room 4 (Light scene 1)

## Summary

### Results

	Symbol	Calculated	Target	Index
Working plane	$\bar{E}_{\text{perpendicular}}$	174 lx	$\geq 200$ lx	WP4
	$U_o (g_1)$	0.45	$\geq 0.60$	WP4
Glare valuation <sup>(1)</sup>	$R_{UG, \text{max}}$	23	$\leq 19$	
Energy estimation <sup>(2)</sup>	Consumption	207 kWh/a	max. 1950 kWh/a	
Room	Lighting power density	2.62 W/m <sup>2</sup>	–	
		1.51 W/m <sup>2</sup> /100 lx	–	

(1) Based on a rectangular space of 21.540 m x 2.570 m and SHR of 0.25.

(2) Calculated using DIN:18599-4.

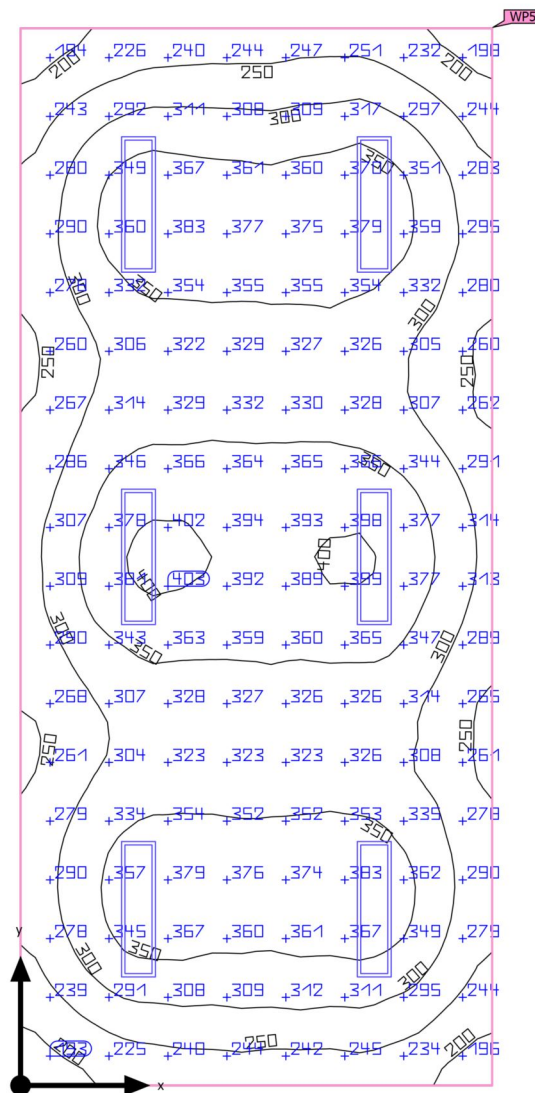
Utilisation profile: Educational premises - Educational buildings (44.3 Participation in lectures in the seating areas of the lecture halls and auditoriums)

### Luminaire list

pcs.	Manufacturer	Article No.	Article name	$R_{UG}$	P	$\Phi$	Luminous efficacy
5	V-TAC	6257	V-TAC LED Panel 29W 1200x300mm A++ 120Lm/W 4500K	22	29.0 W	3401 lm	117.3 lm/W

Building 1 · Storey 1 · Room 5 (Light scene 1)

## Summary



Ground area	39.17 m <sup>2</sup>	Clearance height	2.800 m
Reflection factors	Ceiling: 70.0 %, Walls: 50.0 %, Floor: 20.0 %	Mounting height	2.800 m
Maintenance factor	0.80 (fixed)	Height <sub>Working plane</sub>	0.800 m
		Wall zone <sub>Working plane</sub>	0.000 m

Building 1 · Storey 1 · Room 5 (Light scene 1)

## Summary

### Results

	Symbol	Calculated	Target	Index
Working plane	$\bar{E}_{\text{perpendicular}}$	318 lx	$\geq 200$ lx	WP5
	$U_o (g_1)$	0.54	$\geq 0.60$	WP5
Glare valuation <sup>(1)</sup>	$R_{UG, \text{max}}$	22	$\leq 19$	
Energy estimation <sup>(2)</sup>	Consumption	248 kWh/a	max. 1400 kWh/a	
Room	Lighting power density	4.44 W/m <sup>2</sup>	–	
		1.40 W/m <sup>2</sup> /100 lx	–	

(1) Based on a rectangular space of 9.370 m x 4.180 m and SHR of 0.25.

(2) Calculated using DIN:18599-4.

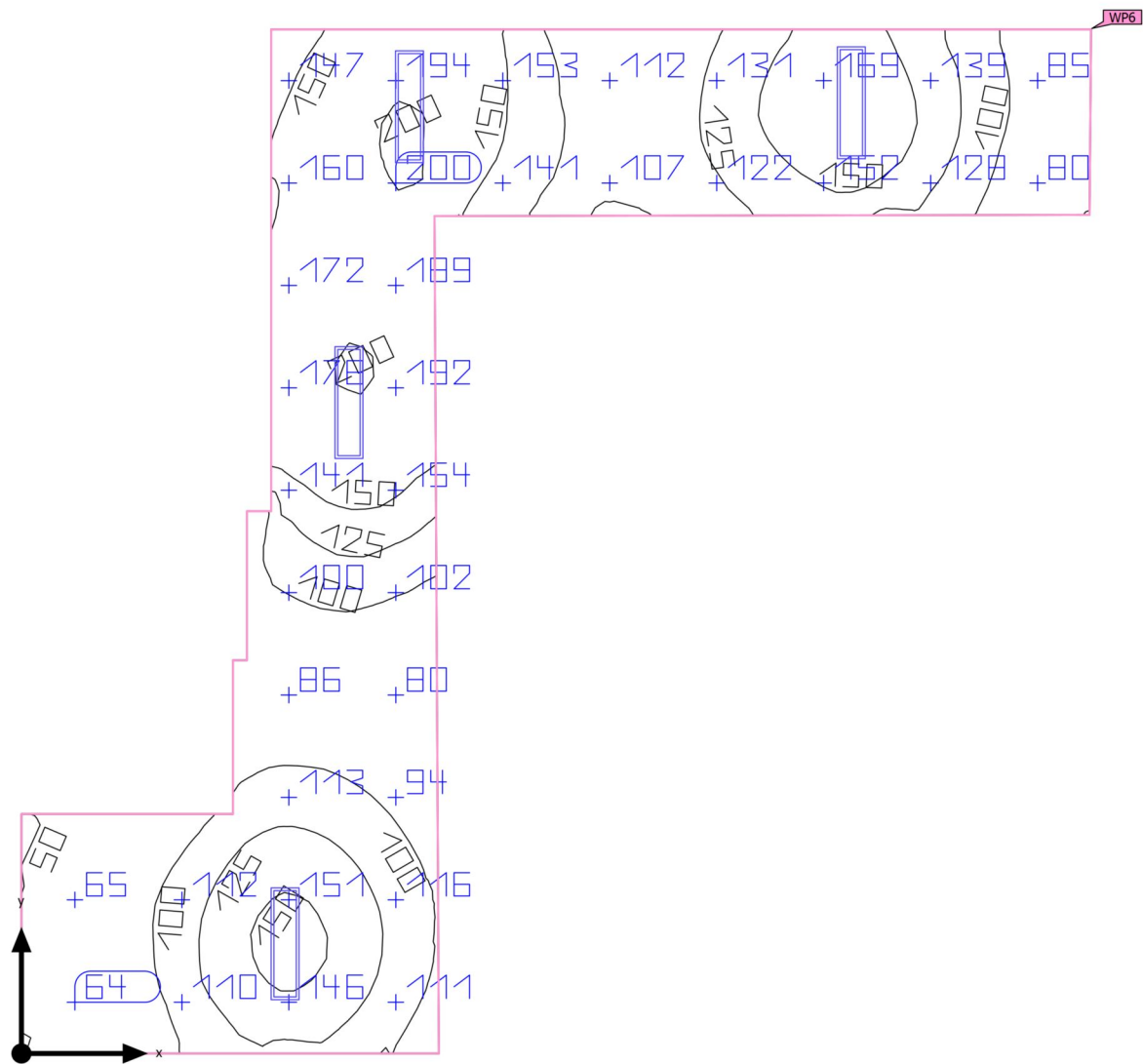
Utilisation profile: Educational premises - Educational buildings (44.3 Participation in lectures in the seating areas of the lecture halls and auditoriums)

### Luminaire list

pcs.	Manufacturer	Article No.	Article name	$R_{UG}$	P	$\Phi$	Luminous efficacy
6	V-TAC	6257	V-TAC LED Panel 29W 1200x300mm A++ 120Lm/W 4500K	22	29.0 W	3401 lm	117.3 lm/W

Building 1 · Storey 1 · Room 6 (Light scene 1)

Summary



Ground area	41.51 m <sup>2</sup>	Clearance height	2.800 m
Reflection factors	Ceiling: 70.0 %, Walls: 50.0 %, Floor: 20.0 %	Mounting height	2.800 m
Maintenance factor	0.80 (fixed)	Height <sub>Working plane</sub>	0.000 m
		Wall zone <sub>Working plane</sub>	0.000 m

Building 1 · Storey 1 · Room 6 (Light scene 1)

## Summary

### Results

	Symbol	Calculated	Target	Index
Working plane	$\bar{E}_{\text{perpendicular}}$	128 lx	$\geq 100 \text{ lx}$	WP6
	$U_o (g_1)$	0.38	$\geq 0.40$	WP6
Glare valuation <sup>(1)</sup>	$R_{UG, \text{max}}$	24	$\leq 25$	
Energy estimation <sup>(2)</sup>	Consumption	128 kWh/a	max. 1500 kWh/a	
Room	Lighting power density	2.79 W/m <sup>2</sup>	–	
		2.18 W/m <sup>2</sup> /100 lx	–	

(1) Based on a rectangular space of 11.480 m x 10.990 m and SHR of 0.25.

(2) Calculated using DIN:18599-4.

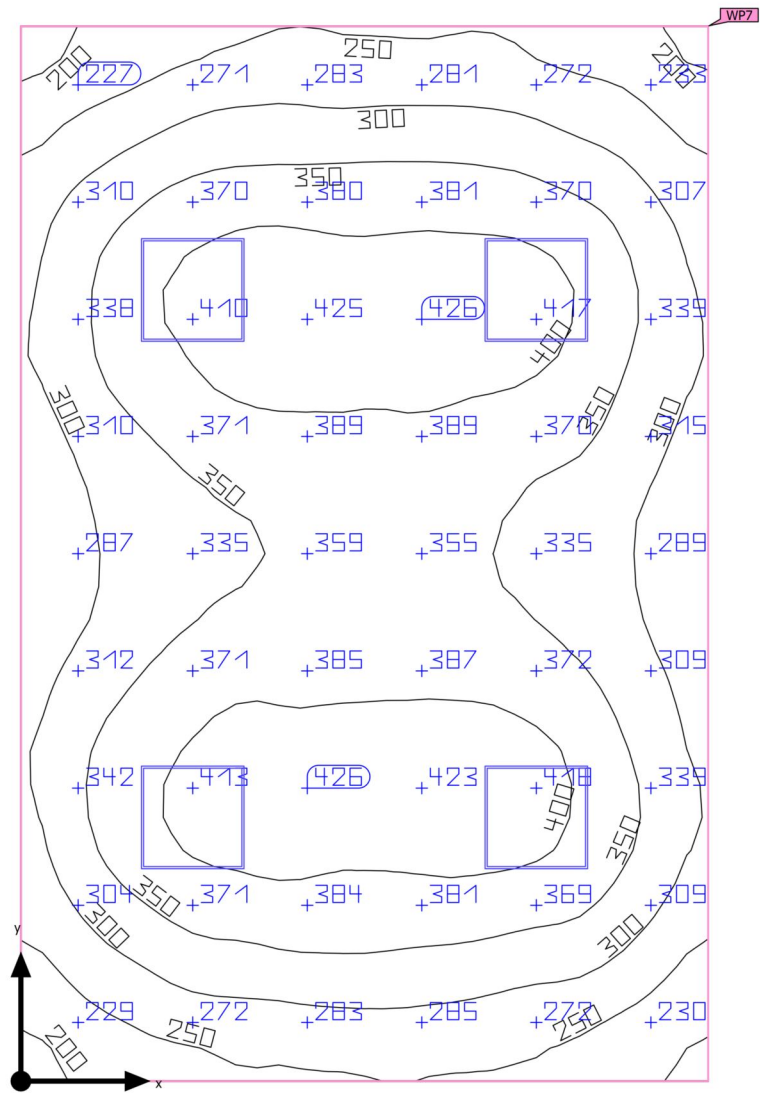
Utilisation profile: Educational premises - Educational buildings (44.19 Circulation areas, corridors)

### Luminaire list

pcs.	Manufacturer	Article No.	Article name	$R_{UG}$	P	$\Phi$	Luminous efficacy
4	V-TAC	6257	V-TAC LED Panel 29W 1200x300mm A++ 120Lm/W 4500K	24	29.0 W	3401 lm	117.3 lm/W

Building 1 · Storey 1 · Room 7 (Light scene 1)

Summary



Ground area	24.80 m <sup>2</sup>	Clearance height	2.800 m
Reflection factors	Ceiling: 70.0 %, Walls: 50.0 %, Floor: 20.0 %	Mounting height	2.800 m
Maintenance factor	0.80 (fixed)	Height <sub>Working plane</sub>	0.800 m
		Wall zone <sub>Working plane</sub>	0.000 m

Building 1 · Storey 1 · Room 7 (Light scene 1)

## Summary

### Results

	Symbol	Calculated	Target	Index
Working plane	$\bar{E}_{\text{perpendicular}}$	338 lx	$\geq 200$ lx	WP7
	$U_o (g_1)$	0.55	$\geq 0.60$	WP7
Energy estimation <sup>(2)</sup>	Consumption	257 kWh/a	max. 900 kWh/a	
Room	Lighting power density	7.26 W/m <sup>2</sup>	–	
		2.15 W/m <sup>2</sup> /100 lx	–	

(1) Based on a rectangular space of 4.020 m x 6.170 m and SHR of 0.25.

(2) Calculated using DIN:18599-4.

Utilisation profile: Educational premises - Educational buildings (44.3 Participation in lectures in the seating areas of the lecture halls and auditoriums)

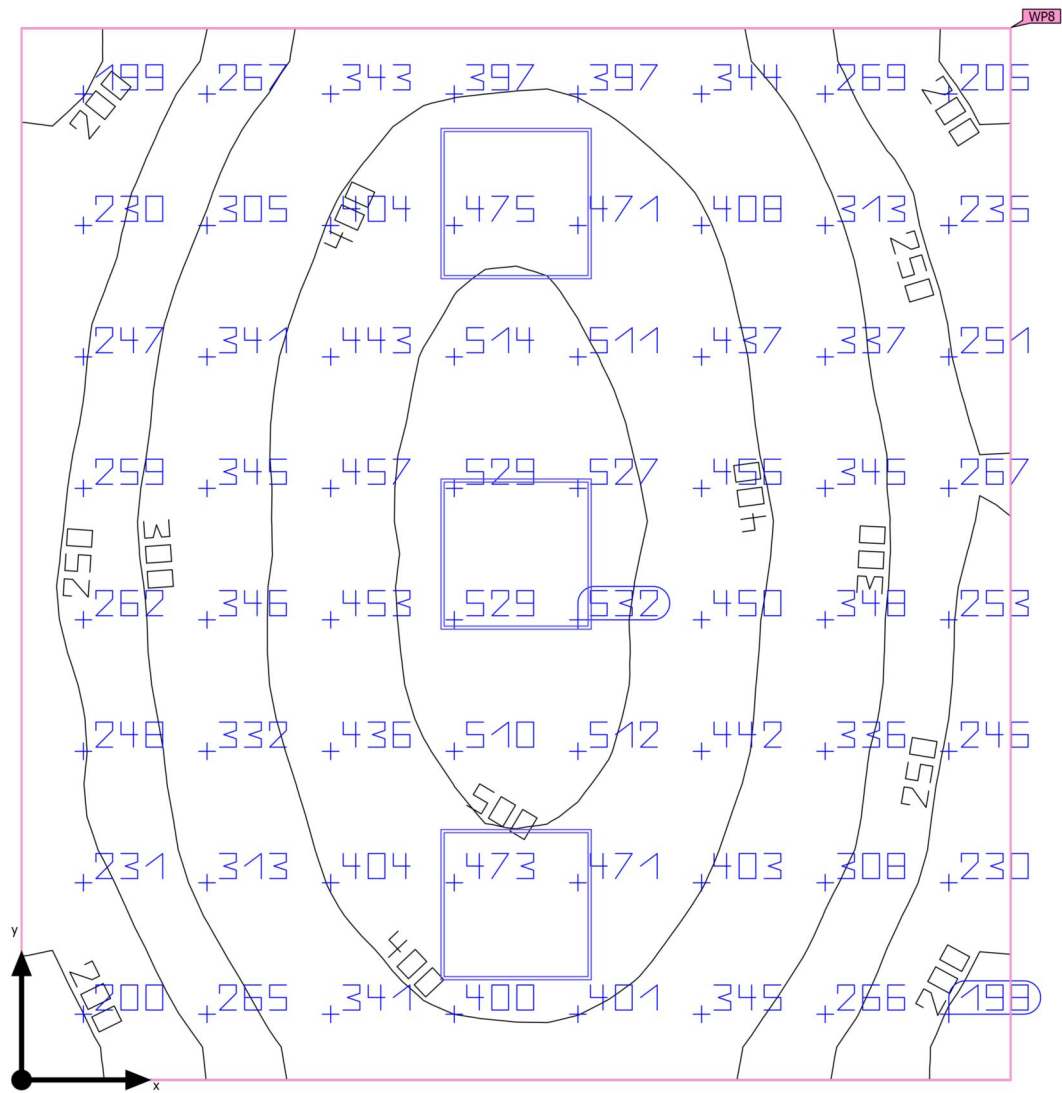
### Luminaire list

pcs.	Manufacturer	Article No.	Article name	R <sub>UG</sub>	P	Φ	Luminous efficacy
4	V-TAC	6028	V-TAC LED Panel 45W 600 x 600 mm 3000K	–	45.0 W	5400lm	120.0 lm/W



Building 1 · Storey 1 · Room 8 (Light scene 1)

Summary



Ground area	16.59 m <sup>2</sup>
Reflection factors	Ceiling: 70.0 %, Walls: 50.0 %, Floor: 20.0 %
Maintenance factor	0.80 (fixed)

Clearance height	2.800 m
Mounting height	2.800 m
Height <sub>Working plane</sub>	0.800 m
Wall zone <sub>Working plane</sub>	0.000 m

Building 1 · Storey 1 · Room 8 (Light scene 1)

## Summary

### Results

	Symbol	Calculated	Target	Index
Working plane	$\bar{E}_{\text{perpendicular}}$	359 lx	$\geq 200$ lx	WP8
	$U_o (g_1)$	0.50	$\geq 0.60$	WP8
Energy estimation <sup>(2)</sup>	Consumption	192 kWh/a	max. 600 kWh/a	
Room	Lighting power density	8.14 W/m <sup>2</sup>	–	
		2.27 W/m <sup>2</sup> /100 lx	–	

(1) Based on a rectangular space of 4.200 m x 3.950 m and SHR of 0.25.

(2) Calculated using DIN:18599-4.

Utilisation profile: Educational premises - Educational buildings (44.3 Participation in lectures in the seating areas of the lecture halls and auditoriums)

### Luminaire list

pcs.	Manufacturer	Article No.	Article name	R <sub>UG</sub>	P	Φ	Luminous efficacy
3	V-TAC	6028	V-TAC LED Panel 45W 600 x 600 mm 3000K	–	45.0 W	5400lm	120.0 lm/W